





STAND-ALONE VERSION

FT3 BASIS

- Emergency button, backlit in red with 2 force-guided contacts (opener/opener)
- Emergency button with status displays in red, green, yellow, blue
- Integrated buzzer
- Key switch for operation
- 2 switching contacts: left/right as impulse contacts, 30 VDC, 0.8 A
- 6 inputs for operation, door and armature contact, remote unlocking, clock and fire alarm system
- 1 relay for alarm until acknowledgement 30 VDC, 1.5 A, max. 30 W
- Internal sabotage evaluation system
- Set up for profile half-cylinder (PZ), such as type 1414/31.0 mm
- Plug-in terminals with screw connections
- Operating voltage: 12 - 24 VDC, $\pm 10\%$, max. 100 mA
- Integrated pictogram, luminescent, arrow pointing to emergency button
- Colour: green similar to RAL 6032



Product	Article number	Product code	Description
Emergency exit door terminal with key switch, emergency button and pictogram 	5030047690	FT32-P---NT10-ST02	Operating voltage 12 - 24 V max. 100 mA; pictogram, luminescent, arrow pointing to emergency button; sabotage contacts 30 V; plug-in terminals with screw connections
Accessories	Article number	Product code	Description
FT3 Basis – Stand-alone version, on-wall frame			
On-wall housing, 208 x 88 x 48 mm in the colour green 	5030036736	APR3-G55	Must be recorded separately for on-wall systems.
FT3 Basis – Stand-alone version, in-wall box			
In-wall box, 68 x 187 x 52 mm in the colour grey 	5030036739	A1066	Must be recorded separately for in-wall inquiries.
FT3 Basis – Stand-alone version, power supply unit			
In-wall power supply units, 24 V DC/0.75 A 	5030036784	NT240.75-UP	Power supply for converting from 230 V to 24 V
PHZ 35/10	5030055570		Profile half-cylinder 35 mm/10 mm with 3 keys for the key switch or Combi BEDIX mentioned above

STAND-ALONE VERSION

FT3 BASIS SETS

- Emergency button, backlit in red with 2 force-guided contacts (opener/opener)
- Emergency button with status displays in red, green, yellow, blue
- Integrated buzzer
- Key switch for operation
- 2 switching contacts: left/right as impulse contacts, 30 VDC, 0.8 A
- 6 inputs for operation, door and armature contact, remote unlocking, clock and fire alarm system
- 1 relay for alarm until acknowledgement 30 VDC, 1.5 A, max. 30 W
- Internal sabotage evaluation system
- Set up for profile half-cylinder (PZ), such as type 1414/31.0 mm
- Plug-in terminals with screw connections
- Operating voltage: 12 - 24 VDC, $\pm 10\%$, max. 100 mA
- Integrated pictogram, luminescent, arrow pointing to emergency button
- On-wall housing
- Colour: green similar to RAL 6032



Product	Article number	Product code	Description
Emergency exit door terminal FT3 Basis, on-wall version	5030050447		Including on-wall frame
Emergency exit door terminal FT3 Basis, on-wall version incl. 12 V power supply unit	5030050449		Including on-wall frame and power supply unit
Emergency exit door terminal FT3 Basis, on-wall version incl. 24 V power supply unit	5030050442		Including on-wall frame and power supply unit

ECO Schulte GmbH & Co. KG

Iserlohner Landstraße 89

D-58706 Menden

Telephone +49 2373 9276 - 0

Telefax +49 2373 9276 - 40

info@eco-schulte.de

www.eco-schulte.de

Our compendium represents a compilation of all products from our range of services. These are subject to different delivery classes. Special variants included are often manufactured individually for customers and sometimes require longer delivery times and minimum purchase quantities. Our Customer Service Center will be happy to advise you on this.

■ SYSTEM TECHNOLOGY FOR THE DOOR

