








ETS accessories


Arms

SGS ETS 250-ER		5030054061	Arm for ETS 42/64/73 <ul style="list-style-type: none">▪ Flat design▪ For pushing installation on opposite hinge side up to a lintel depth of 250 mm▪ Stainless steel design▪ Incl. fixing accessories
GS-ÖB-620-ER		5030054059	Slide rail for ETS 42/64/73 <ul style="list-style-type: none">▪ For pulling (hinge side) and pushing (opposite hinge side) installation▪ With integrated adjustable opening limiter▪ Flat design▪ Length 620 mm▪ Stainless steel design▪ Incl. fixing accessories
ER full cover for GS-620-ER		5030066168	Cover hood for GS-ÖB-620-ER made of stainless steel, matt brushed <ul style="list-style-type: none">▪ With hook and loop system
NG		5030014711	ETS standard arm for lintel up to max. 240 mm
NG 400		5030034180	ETS standard arm extended for lintel up to 400 mm (total length 750 mm) <ul style="list-style-type: none">▪ Material: Stainless steel V2A▪ Not approved for use in FS/RS


Axis extensions

AV 12-ER		5030059042	Axis extension 12 mm for GS-ÖB-620 and SGS-ETS-250 <ul style="list-style-type: none">▪ Stainless steel design
AV 20-ER		5030054519	Axis extension 20 mm for GS-ÖB-620 and SGS-ETS-250 <ul style="list-style-type: none">▪ Stainless steel design
AV 30-ER		5030054520	Axis extension 30 mm for GS-ÖB-620 and SGS-ETS-250 <ul style="list-style-type: none">▪ Stainless steel design
KS 20 (+20 mm)		5030014705	Axis extension 20 mm for GS-620 and NG
KS 50 (+50 mm)		5030019202	Axis extension 50 mm for GS-620 and NG



Mounting plate

ETS MPL set 64/73		5030019684	Mounting plate for ETS 64-R and ETS 73 (optional) <ul style="list-style-type: none">▪ Incl. fixing accessories▪ Use of the MPL is compulsory for FS/RS doors
--------------------------	---	------------	---

Retrofitting double-leaf ETS 64/73

SRI ETS 64/73		5030025059	Assembly kit: integrated, mechanical door coordinator for retrofitting double-leaf ETS 64/73 (FS/RS, escape routes)
----------------------	---	------------	---


Medium cladding sets


V-ETS-42 (ER)	 5030055468	Medium cladding set for ETS 42 <ul style="list-style-type: none">▪ Comprising hood, mounting plate and fixing accessories▪ Length 780 mm, for BA up to 2,200 mm, can be cut to length on site▪ Stainless steel
V-ETS-73/64 (ER)	 5030059283	Medium cladding set for ETS 64/73 <ul style="list-style-type: none">▪ Comprising hood, mounting plate and fixing accessories▪ Length 1,450 mm, for BA up to 2,800 mm, can be cut to length on site▪ Stainless steel


Services


V-ETS shortened	5030041872	Medium cladding V-ETS-73/64 (ER) <ul style="list-style-type: none">▪ Hood and mounting plate cut to desired size (precise hinge gap dimensions required)
------------------------	------------	--


ETS breadboard

FS board	 5030014636	Fire safety print (breadboard) for retrofitting in the ETS 64-R
-----------------	---	---

RSP-73/64 -Relay board	 5030014720	Relay board (breadboard) <ul style="list-style-type: none">▪ With 4 freely programmable relays▪ Door status monitoring (door monitoring, forwarding to BMS)
-------------------------------	--	--

RSP 42 -Relay board	 5030060546	Relay board (breadboard) <ul style="list-style-type: none">▪ With 4 freely programmable relays▪ Door status monitoring for ETS 42/42-R
----------------------------	--	---


Radio set ETS board	 5030014727	Radio set <ul style="list-style-type: none">▪ Comprising receiver unit with antenna (breadboard) and 1 handheld transmitter, range of up to 50 m▪ Dimensions: Height 40 mm, width 80 mm, depth 11 mm▪ Temperature range: -10 to +55°C▪ Battery: SR 2032 3V
----------------------------	--	---

Handheld radio transmitter	 5030014699	Additional handheld radio transmitter <ul style="list-style-type: none">▪ Separately programmable on ETS radio board
-----------------------------------	--	--

Connecting cable

ETS CAN cable 3.2 m	5030014701	Cable for connecting 2 ETS 64/73 (electronic door coordinator)
----------------------------	------------	--

Mechanical opening limiter

ETS opening stop	 5030014702	Optional mechanical opening limiter/stop for SGS-ETS-250 if a floor-mounted door stop cannot be used.
-------------------------	--	---

ECO Schulte GmbH & Co. KG

Iserlohner Landstraße 89

D-58706 Menden

Telephone +49 2373 9276 - 0

Telefax +49 2373 9276 - 40

info@eco-schulte.de

www.eco-schulte.de

Our compendium represents a compilation of all products from our range of services. These are subject to different delivery classes. Special variants included are often manufactured to customer specifications and sometimes require longer delivery times and minimum purchase quantities. Further advise can be given by your contact person.

■ SYSTEM TECHNOLOGY FOR THE DOOR

