



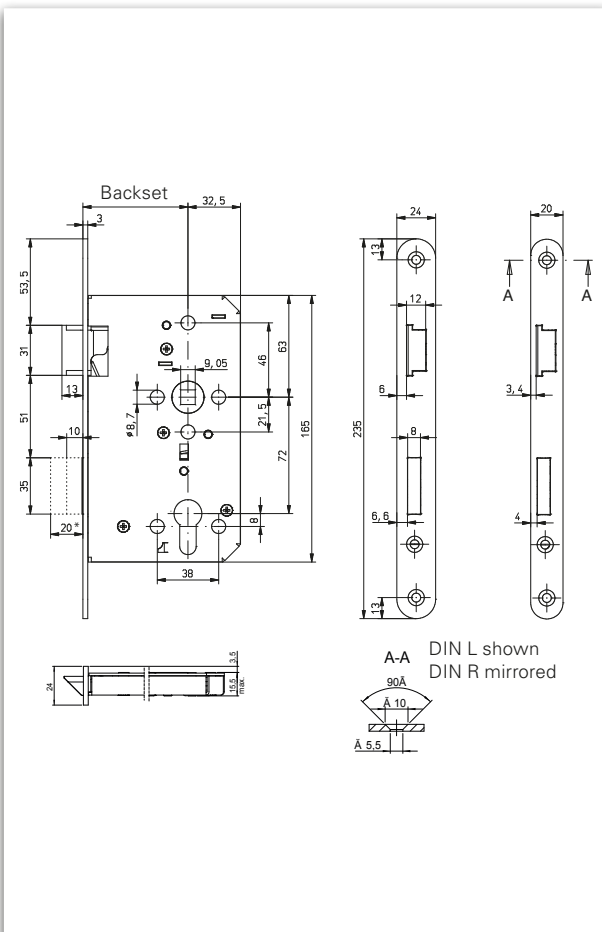




Performance criteria		
Closer types	PZ-72	■
	RZ-74	□
Backset	55	□
	65	■
	80	■
	100	■
Panic function	B B- inwards	■
	C C- inwards	■
	D D- inwards	■
	E	■
Forend	Stainless steel	■
Forend width	20 round (rebate)	■
	24 round (flush)	■
Nut	9 mm	■
Suitable for fire and smoke control doors	F	■
Tested and approved according to DIN/EN standards	EN 179 	EN 1125 
	DIN 18 250	EN 12 209
<input checked="" type="checkbox"/> Yes - <input type="checkbox"/> No <input type="checkbox"/> On request		
 Wooden door  Steel door		



Description

- Panic mortise lock
- Tested and approved according to **EN 179, EN 1125, DIN 18 250** and **EN 12 209**
- For single-leaf wooden and steel fire doors
- Dead bolt throw*:
Panic function B+C: 1-throw, 15.5 mm
Panic function D+E: 2-throws, 10 mm / 20 mm
- Rectangular forend available on request

Individual stamping available on request and at additional cost

Panic function E

Forend Surface	Backset in mm	Forend Shape	Forend 20 x 235 mm / PZ-72 with knob/lever		Forend 24 x 235 mm / PZ-72 with knob/lever	
			DIN L	DIN R	DIN L	DIN R
ER	65	Round	2092_ja02h34100	2092_ja02h34200	2092_ja02m34100	2092_ja02m34200
	80	Round	2092_ma02h34100	2092_ma02h34200	2092_ma02m34100	2092_ma02m34200
	100	Round	2092_qa02h34100	2092_qa02h34200	2092_qa02m34100	2092_qa02m34200

Panic function D

Forend Surface	Backset in mm	Forend Shape	Forend 20 x 235 mm / PZ-72		Forend 24 x 235 mm / PZ-72	
			DIN L	DIN R	DIN L	DIN R
ER	65	Round	2092_ja02h35100	2092_ja02h35200	2092_ja02m35100	2092_ja02m35200
	80	Round	2092_ma02h35100	2092_ma02h35200	2092_ma02m35100	2092_ma02m35200
	100	Round	2092_qa02h35100	2092_qa02h35200	2092_qa02m35100	2092_qa02m35200

Panic function B

Forend Surface	Backset in mm	Forend Shape	Forend 20 x 235 mm / PZ-72		Forend 24 x 235 mm / PZ-72	
			DIN L	DIN R	DIN L	DIN R
ER	65	Round	2092_ja02h33100	2092_ja02h33200	2092_ja02m33100	2092_ja02m33200
	80	Round	2092_ma02h33100	2092_ma02h33200	2092_ma02m33100	2092_ma02m33200
	100	Round	2092_qa02h33100	2092_qa02h33200	2092_qa02m33100	2092_qa02m33200

Panic function C

Forend Surface	Backset in mm	Forend Shape	Forend 20 x 235 mm / PZ-72		Forend 24 x 235 mm / PZ-72	
			DIN L	DIN R	DIN L	DIN R
ER	65	Round	2092_ja02h32100	2092_ja02h32200	2092_ja02m32100	2092_ja02m32200
	80	Round	2092_ma02h32100	2092_ma02h32200	2092_ma02m32100	2092_ma02m32200
	100	Round	2092_qa02h32100	2092_qa02h32200	2092_qa02m32100	2092_qa02m32200

Panic function D inwards

Forend Surface	Backset in mm	Forend Shape	Forend 20 x 235 mm / PZ-72		Forend 24 x 235 mm / PZ-72	
			DIN L	DIN R	DIN L	DIN R
ER	65	Round	2092_ja02h39100	2092_ja02h39200	2092_ja02m39100	2092_ja02m39200
	80	Round	2092_ma02h39100	2092_ma02h39200	2092_ma02m39100	2092_ma02m39200
	100	Round	2092_qa02h39100	2092_qa02h39200	2092_qa02m39100	2092_qa02m39200

Panic function B inwards

Forend Surface	Backset in mm	Forend Shape	Forend 20 x 235 mm / PZ-72		Forend 24 x 235 mm / PZ-72	
			DIN L	DIN R	DIN L	DIN R
ER	65	Round	2092_ja02h37100	2092_ja02h37200	2092_ja02m37100	2092_ja02m37200
	80	Round	2092_ma02h37100	2092_ma02h37200	2092_ma02m37100	2092_ma02m37200
	100	Round	2092_qa02h37100	2092_qa02h37200	2092_qa02m37100	2092_qa02m37200

Panic function C inwards

Forend Surface	Backset in mm	Forend Shape	Forend 20 x 235 mm / PZ-72		Forend 24 x 235 mm / PZ-72	
			DIN L	DIN R	DIN L	DIN R
ER	65	Round	2092_ja02h38100	2092_ja02h38200	2092_ja02m38100	2092_ja02m38200
	80	Round	2092_ma02h38100	2092_ma02h38200	2092_ma02m38100	2092_ma02m38200
	100	Round	2092_qa02h38100	2092_qa02h38200	2092_qa02m38100	2092_qa02m38200

Product information and usage of ECO lock technology

§ 1 Product information and intended usage

1. The locks produced by ECO are intended for closing and locking doors.
2. To ensure that the locks will function properly for their intended usage, the correct combination of approved fittings, closure mechanisms and accessories is absolutely necessary. The locks must be installed in accordance with the installation instructions and taking into account the applicable DIN standards, including maintenance; locks for doors with special functions must be selected according to requirements and also labelled as necessary.

§ 2 Improper use of the products

Improper use of locks (i.e. not using the product as intended) includes the following situations in particular:

- Using the extended bolt to keep the door open in contravention of the intended use;
- Adjusting the hinges or lowering the door, if this results in the required clearance between the door and the frame becoming larger or smaller;
- Installation impedes functionality or the closing elements are retroactively treated;
- Installation or mounting of foreign objects and/or objects intended for this purpose into the lock or the strike plate;
- The handle connection is subjected to loads heavier than standard hand force;
- Opening a double-leaf door via the passive leaf, if this is not an approved use;
- Using closure mechanisms that are not included with the product (that deviate significantly or are improperly calibrated);
- Intervening in or affecting the lock or strike plate in any way that results in a change in its structure, operation or function;
- Simultaneously operating the lever handle and the locking mechanism;
- Closing the door when gripping between the door leaf and the frame.

Sooner or later, these errors will cause damage, and the products will no longer have the characteristics defined by the manufacturer.

§ 3 Product performance

1. Product performance is only partially governed by standards. Many aspects of product performance have been developed based on years of experience and should be considered common knowledge in the construction hardware industry. Correspondingly, the contents of the standards and these empirical values should also be applied to locks that are not expressly regulated.
2. In particular, the standards DIN 18250, DIN 18251, DIN 18252, DIN 18254, DIN 18255, DIN 18257 and DIN 18273 apply, as does the current standard on fittings, which defines the basic requirements and additional requirements for locks.

3. Locks must be replaced if, despite maintenance and servicing, it can no longer be ensured that they will function properly, and/or they may pose a risk of injury.
4. Furthermore, the products are continuously being improved, and manufacturing is subject to quality assurance. The right to make technical changes is reserved.

§ 4 Product maintenance

1. The user must ensure that the locks function properly.
2. Depending on the material and where they are used, the products will face a certain degree of natural wear and tear. Consequently, depending on the level of use, the locks must undergo maintenance at least once per year; i.e. an appropriate lubricant must be applied at regular intervals. Only cleaning agents that do not contain corrosive ingredients should be used for cleaning the locks.
3. A range of different materials are used in manufacturing. Please note that each of these different materials has different maintenance and servicing requirements.

§ 5 Duty to inform and instruct

1. The following documents are available to provide information and instruction:
 - Catalogues and brochures;
 - Bid documents;
 - Tender documents;
 - Installation and operating instructions;
 - Procurement information;
 - DIN standards.
2. In order to ensure that the locks function properly:
 - Architects, planners and any other people involved in the process are required to request all the necessary product information from us and to comply with said information,
 - Specialised retailers are required to observe the product information and notes in the price lists and catalogues and, in particular, to request all required instructions from us and to pass them on to the processors,
 - The processors are required to obtain all product information and to comply with it, and, in particular, to request the operating and maintenance instructions from us and pass them on to the customers and users.

Overall, all parties involved must ensure that the locks are properly assembled and installed and that each end user receives proper instructions and explanations.

General information

ECO Schulte recommends

For lever handle sets without a return spring, we recommend using locks that comply with DIN 18251 - class 3 or higher

In order to minimise the clearance between the lever handle set and the lock, we recommend locks that comply with DIN 18251 with a clamping nut.

When ECO handles are properly installed and used, the paint should withstand daily use. Excessive contact with hard or sharp objects (such as key rings, rings etc.) can scratch the surface. This does not impair functionality, however.

Our Compendium presents a compilation of all the products in our range. These are each subject to different supply classes. Special models are often configured to specific customer wishes and sometimes require longer lead-times and minimum order quantities. Your contact will be happy to advise you.

ECO Schulte GmbH & Co. KG

Iserlohner Landstraße 89

D-58706 Menden

Telephone +49 2373 9276 - 0

Telefax +49 2373 9276 - 40

info@eco-schulte.de

www.eco-schulte.de

Our compendium represents a compilation of all products from our range of services. These are subject to different delivery classes. Special variants included are often manufactured to customer specifications and sometimes require longer delivery times and minimum purchase quantities. Further advise can be given by your contact person.

■ SYSTEM TECHNOLOGY FOR THE DOOR

