
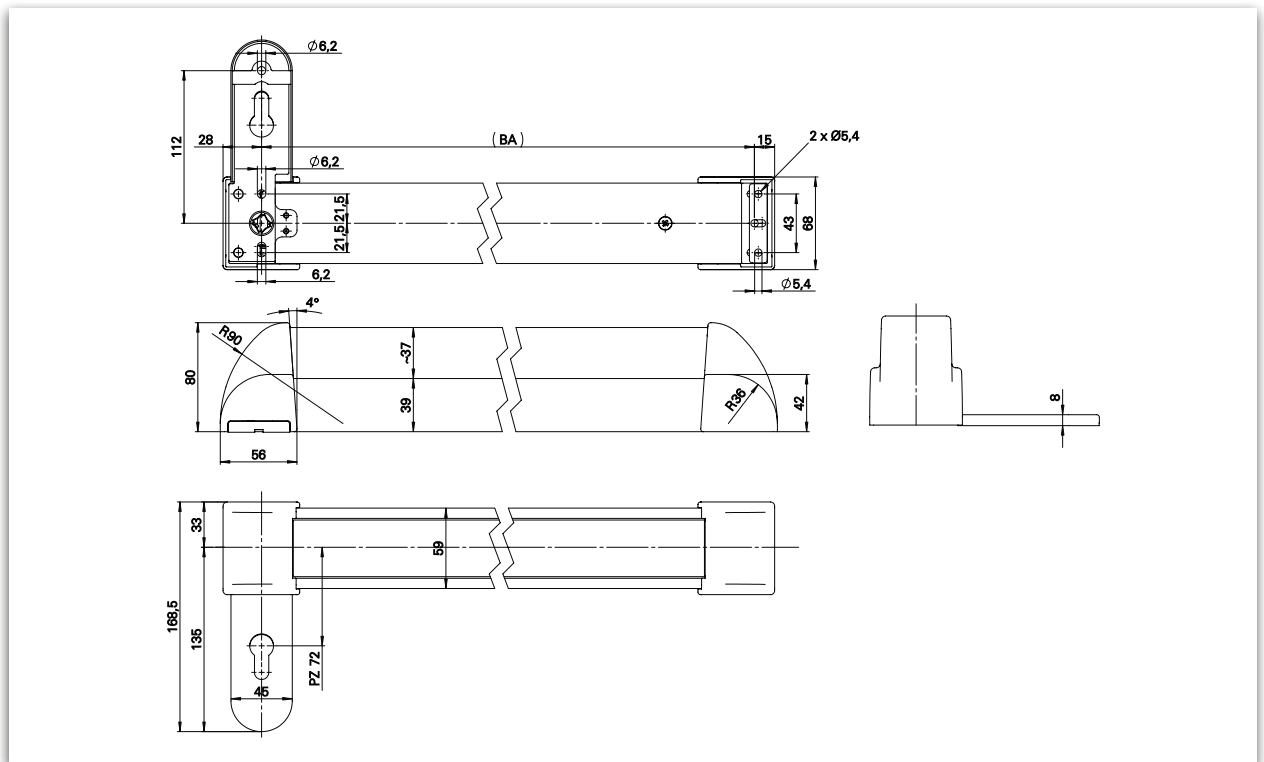


Performance criteria		
Actuation type	Touch bar Push bar	■ -
Surfaces	Stainless steel F1 aluminium coated	■ ■
Fixing axis	1,000 mm 1,250 mm	■ ■
Same version for DIN-L / DIN-R		■
Suitable for fire and smoke control doors	<b>F</b>	■
Tested to EN/DIN standards	<b>EN 1125</b> 	■

■ Yes - No



B



Guardian EPN 2000 II Dimensions: B: Screw-through version

### Description

#### Guardian EPN 2000 II Security short plate handle set / touch bar

This model of the EPN 2000 II handlebar has been specially developed for use with security short plate fittings as a counter fitting. The standard and hole spacing for the security counter fitting have been taken into account.

- Tested according to **EN 1125 & EN 1634**
- Only suitable for use according to **EN 1125** with a tested lock and fitting

- Tested acc. to **EN 1906**
- Suitable for use on **smoke control and fire doors** based on relevant tests
- Screw-through design
- Can be used for DIN left / DIN right
- Rotation angles can be adjusted later on request
- Surfaces:  
Stainless steel  
F1 aluminium (silver coated)\*

## Guardian EPN 2000 II Security short plate counter fitting set



### Set comprising:

- **Guardian EPN 2000 II ER** (also available in Al, F1 silver coated)\*
- **Security short plate fitting half handle set with OGL friction bearing technology**  
D-110 lever handle half handle set (PZ or ZA)  
K-130 knob half handle set (PZ or ZA)

### Accessories



- Screw bag set (please specify door thickness)
- Pin sold separately





Wooden door




Steel door

Guardian EPN 2000 II set Stainless steel	Fixing axis	DIN L / DIN R	Rotation angle	Guardian EPN 2000 II	PZ-72 special handle set / 14 mm	
					 D-110	 K-130
Screw-through design	1,000 mm	DIN L	45°	106706024600221	106940024600010	106942024600010
		DIN R		106706024600222		
	1,250 mm	DIN L		106706044600221		
		DIN R		106706044600222		

Guardian EPN 2000 II set Stainless steel	Fixing axis	DIN L / DIN R	Rotation angle	Guardian EPN 2000 II	ZA-72 special handle set / 14 mm	
					 D-110	 K-130
Screw-through design	1,000 mm	DIN L	45°	106706024600221	106940524600010	106942524600010
		DIN R		106706024600222		
	1,250 mm	DIN L		106706044600221		
		DIN R		106706044600222		

Further models and lever handle shapes available on request.

 \*Special lengths available on request at additional cost.

# Product information and use of ECO fitting technology

## § 1 Product information and intended usage

1. The fitting systems made by ECO are assistive systems that can be used to help with opening and closing motions and/or locking processes for doors, glass doors and window elements.
2. The fixing elements supplied with these products must be used and installed according to the mounting instructions/specifications.

## § 2 Improper use of the products

Improper use of fitting systems for doors and windows (i.e. not using the product as intended) includes the following situations in particular:

- Installation or mounting of foreign objects and/or objects not intended for this purpose into the fitting system;
- Using auxiliary tools to operate the system;
- The fittings are used as a replacement for a missing wall buffer;
- Fittings are misused as a suspension device for heavy loads;
- Fittings are used long-term in combination with panic locks instead of only in emergencies, against the recommendation of the lock and fitting industry;
- Surface of the fitting systems damaged by the use of sharp or hard objects;
- The use of fasteners made by third-party manufacturers.

Sooner or later, these errors will cause damage, and the products will no longer have the characteristics defined by the manufacturer.

## § 3 Product performance

1. Product performance is only partially governed by standards. Many aspects of product performance have been developed based on years of experience and should be considered common knowledge in the construction hardware industry. Correspondingly, the contents of these standards and these empirical values should also be applied to fittings that are not expressly regulated.
2. Specifically, the following standards apply:
  - EN 1906: General benchmarks for door fittings and accessories;
  - DIN 18273: Special rules for fire and smoke control doors;
  - DIN 18257: Minimum security requirements for security fittings.
3. The fitting system must be replaced if, despite maintenance and servicing, it can no longer be ensured that it will function properly, and/or it may pose a risk of injury.
4. Furthermore, the products are continuously being improved, and manufacturing is subject to quality assurance. The right to make technical changes is reserved.

## § 4 Product maintenance

1. The user must ensure that the fitting systems and fixing elements are installed in a proper functional manner.
2. Depending on the material and where they are used, the products will face a certain degree of natural wear and tear. Consequently, all moving parts must undergo maintenance at least once per year; i.e. the proper fit, stability of the screw connections etc. must be checked on a regular basis. Only water, gentle cleaning agents and other cleaning agents that do not contain corrosive ingredients should be used for cleaning the fitting systems.
3. Manufacturing primarily uses the materials nylon, aluminium, stainless steel and brass. Please note that each of these different materials has different maintenance and servicing requirements.

## § 5 Duty to inform and instruct

1. The following documents are available to provide information and instruction:
  - Catalogues and brochures;
  - Tender documents;
  - Procurement information;
  - Bid documents;
  - Installation and operating instructions;
  - DIN standards.
2. In order to ensure that the fitting systems function properly:
  - Architects, planners and any other people involved in the process are required to request all the necessary product information from us and to comply with said information,
  - Specialised retailers are required to observe the product information and notes in the price lists and catalogues and, in particular, to request all required instructions from us and to pass them on to the processors,
  - The processors are required to obtain all product information and to comply with it, and, in particular, to request the operating and maintenance instructions from us and pass them on to the customers and users.

Overall, all parties involved must ensure that the fitting systems are properly assembled and installed and that each end user receives proper instructions and explanations.

# General information

## ECO Schulte recommends

For lever handle sets without a return spring, we recommend using locks that comply with DIN 18251 - class 3 or higher

In order to minimise the clearance between the lever handle set and the lock, we recommend locks that comply with DIN 18251 with a clamping nut.

When ECO handles are properly installed and used, the paint should withstand daily use. Excessive contact with hard or sharp objects (such as key rings, rings etc.) can scratch the surface. This does not impair functionality, however.

Our Compendium presents a compilation of all the products in our range. These are each subject to different supply classes. Special models are often configured to specific customer wishes and sometimes require longer lead-times and minimum order quantities. Your contact will be happy to advise you.

**ECO Schulte GmbH & Co. KG**

Iserlohner Landstraße 89

D-58706 Menden

Telephone +49 2373 9276 - 0

Telefax +49 2373 9276 - 40

[info@eco-schulte.de](mailto:info@eco-schulte.de)

[www.eco-schulte.de](http://www.eco-schulte.de)

Our compendium represents a compilation of all products from our range of services. These are subject to different delivery classes. Special variants included are often manufactured to customer specifications and sometimes require longer delivery times and minimum purchase quantities. Further advise can be given by your contact person.

## ■ SYSTEM TECHNOLOGY FOR THE DOOR

