

**Performance criteria**

Tested according to	<b>EN 1906</b>								
with 9 mm square spindle fire protection tested according to DIN 18273	<b>F</b>								
Lever handle shape suitable for emergency exits and fire barrier doors	-								
Return spring with 90° stop	■								
Fixed sleeve nuts / supporting cams	■								
Fixed swivel-mounted lever handle	■								
Grooved ball bearing with flexible/compensating bearing	■								
Steel substructure with nylon clip ring	■								
Concealed, continuous screw attachment	■								
DIN L / R	■								
EN 1906 – corrosion class 5	■								
1 million test cycles (MPAZert)	■								
Classification key EN 1906									
<table border="1"> <tr> <td>4</td> <td>D9</td> <td>-</td> <td>B1</td> <td>1</td> <td>5</td> <td>0</td> <td>B/U</td> </tr> </table>		4	D9	-	B1	1	5	0	B/U
4	D9	-	B1	1	5	0	B/U		
■ Yes – No □ Optional									




Steel door




Wooden door

**PRODUCT FAMILY D-300**

**Standard fitting**



D-310



D-330

**Handle on long/short plate**



D-310 .




D-310

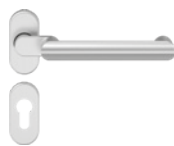
**Handle on oval rose**



D-310



D-315



D-335

**Security handle**



D-310 .



D-315 .

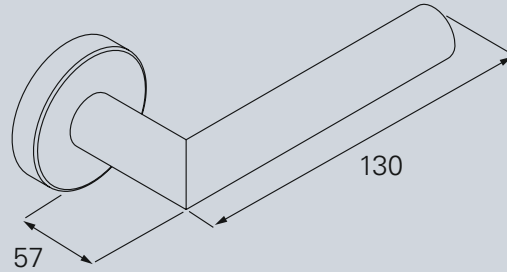
**Window handle**



FO-310 .

Material:

**ER** ER  
Stainless steel




Material:

**ER** ER Stainless steel **Al** Al Aluminium

Bearing technology:

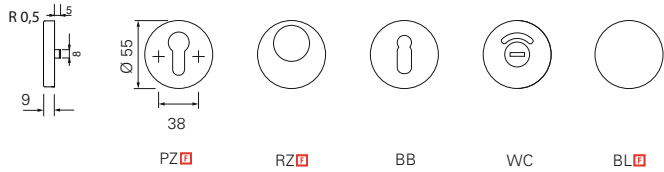


# D-310 round rose

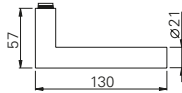


## D-310 round rose with OKL Magis – ball-bearing technology

Object fitting with a maintenance-free closed ball bearing and integrated flexible bearing for lever handle guidance. Fixed substructure with spring reset and a 90° fixed stop. Steel substructure with positioning studs and integrated fixing bolts. Concealed, continuous screw attachment, cover roses in an angular design. For knob/lever fittings, please note the DIN direction. User category class 4, corrosion class 5, supporting cams  $\varnothing 8 \times 5$  mm



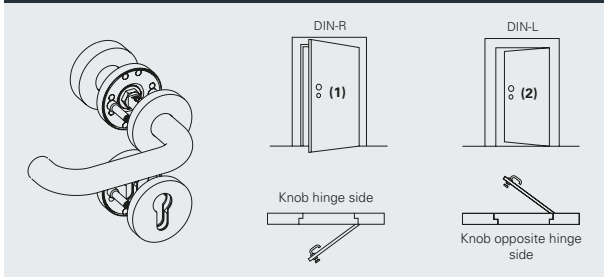
## OKL MAGIS – HANDLE ON ROUND ROSE



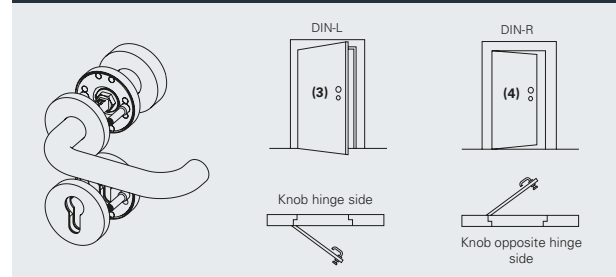
				Fittings set							
<b>S</b>	21 mm	8 mm		PZ	RZ	BB	WC-SK	K-135	K-165	K-160	K-116
Can be used for DIN L/R				173205.46 97	173225.46 97	173200.46 97	173220.46 97	On request	On request	On request	On request
	<b>(1)</b> DIN R knob hinge side							173211.46 97	173231.46 97	173241.46 97	173281.46 97
	<b>(2)</b> DIN L knob Opposite hinge side							173211.46 97	173231.46 97	173241.46 97	173281.46 97
	<b>(3)</b> DIN L knob hinge side							173210.46 97	173230.46 97	173240.46 97	173280.46 97
	<b>(4)</b> DIN R knob Opposite hinge side							173210.46 97	173230.46 97	173240.46 97	173280.46 97
<b>F</b>	21 mm	9 mm		PZ	RZ	BB	WC-SK	K-135	K-165	K-160	K-116
Can be used for DIN L/R				373205.46 74	373225.46 74	On request	On request	On request	On request	On request	On request
	<b>(1)</b> DIN R knob hinge side							373211.46 74	373231.46 74	373241.46 74	373281.46 74
	<b>(2)</b> DIN L knob Opposite hinge side							373211.46 74	373231.46 74	373241.46 74	373281.46 74
	<b>(3)</b> DIN L knob hinge side							373210.46 74	373230.46 74	373240.46 74	373280.46 74
	<b>(4)</b> DIN R knob Opposite hinge side							373210.46 74	373230.46 74	373240.46 74	373280.46 74

Finish: matt brushed. PVD and polished on request  
 Panic model with passive leaf (with supporting cams), passive leaf (without supporting cams) and UG models available on request.

### Lever handle facing left




### Lever handle facing right



**S** Standard fitting for door thicknesses: 38–45 mm. **F** Door thicknesses for fire doors: 44–66 mm. Fittings for other door thicknesses available on request.

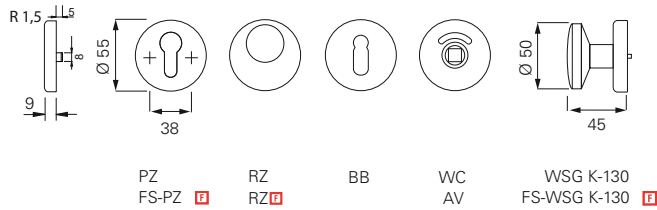
# D-310 round rose



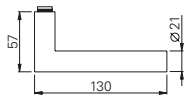
### D-310 round rose with OGL Click – friction bearing technology

Maintenance-free lever handle guidance integrated into a steel/nylon base rose as a friction bearing. Spring assistance. Fixed swivel-mounted lever handle with ECO Click system for quick and easy installation. Steel substructure with positioning studs and integrated fixing bolts. Can be used for DIN left/DIN right. Concealed, continuous M5 screw attachment.

User category class 4. Supporting cams  $\varnothing 8 \times 5$  mm. Available with and without supporting cams



## OGL CLICK – HANDLE ON ROUND ROSE

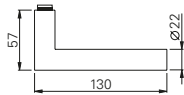


EN 1906 **F**

**F** = 4 7 - B1 1 4 0 A

OGL Click			Fittings set							Passive leaf fittings set	
	$\varnothing$	$\nabla$									
<b>S</b>	21 mm	8 mm		5030049265	5030049276	5030049266	5030049268	5030049272	5030049273		
<b>F</b>	21 mm	9 mm		5030049281	5030049277		5030049284		5030049287	5030049288	5030049289
<b>A</b>	21 mm	9 mm									

Finish: matt brushed. PVD and polished on request




EN 1906 **F**

**F** = 4 7 - D1 1 4 0 A

OGL Click			Fittings set							Passive leaf fittings set	
	$\varnothing$	$\nabla$									
<b>S</b>	22 mm	8 mm		5030049462	5030049463	5030049464	5030049465	5030049466	5030049468		
<b>F</b>	22 mm	9 mm		5030049469	5030049470		5030049473		5030049475	5030049476	5030049477
<b>A</b>	22 mm	9 mm									

Finish: F1 anodised aluminium; further colours available on request.

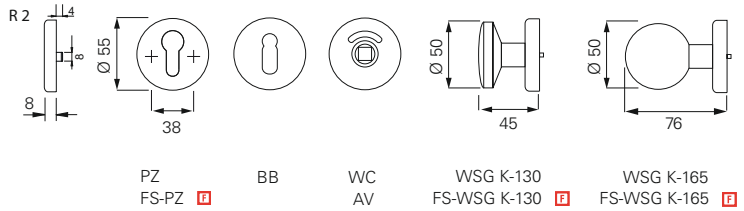
# D-310 round rose



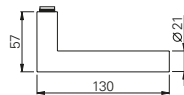
## D-310 round rose with OGI – friction bearing technology

Lever handle guidance with a maintenance-free friction bearing made of self-lubricating nylon. Fixed swivel-mounted lever handle. Can be used for DIN left / DIN right. Steel substructure with positioning studs. Non-visible, continuous screw attachment.

User category class 4, supporting cams Ø 8 x 5 mm



## OGI – HANDLE ON ROUND ROSE



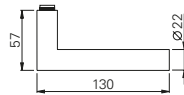
EN 1906 **F**

**F** = 4 7 - B1 1 4 0 U



			Fittings set					Passive leaf fittings set		
	Ø	▧								
<b>S</b>	21 mm	8 mm		156705.46	156700.46	156710.46	156780.46	156720.46		
<b>F</b>	21 mm	9 mm	316821.46	356700.46		356760.46	356782.46		356705.46	356718.46 356717.46

Finish: matt brushed. PVD and polished on request



EN 1906 **F**


**F** = 4 7 - D1 1 4 0 U



			Fittings set				Passive leaf fittings set	
	Ø	▧						
<b>S</b>	22 mm	8 mm		157705.30	157700.30	157710.30	157720.30	
<b>F</b>	22 mm	9 mm	317223.30	357700.30		357760.30		357704.30 357718.30 357717.30

Finish: F1 anodised aluminium; further colours available on request.

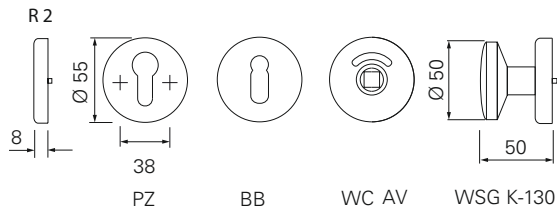
# D-310 round rose



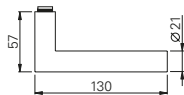
## D-310 round rose with SGL – friction bearing technology

Maintenance-free lever handle guidance integrated into the nylon base rose as a friction bearing. With spring assistance. Fixed swivel-mounted lever handles with ECO **CLICK** system for quick installation. Nylon substructure with supporting cams. Can be used for DIN left / DIN right. Concealed, continuous M5 screw attachment.

User category class 3, supporting cams Ø 8 x 7 mm



### SGL – HANDLE ON ROUND ROSE



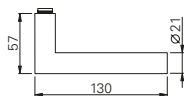
EN 1906

**S** = 3 7 - 0 1 4 0 A



		Fittings set			
<b>S</b>	21 mm	8 mm	5030041575	5030041576	5030041582 5030041314

Finish: matt brushed. PVD and polished on request



EN 1906

**S** = 3 7 - 0 1 4 0 A



		Fittings set			
<b>S</b>	21 mm	8 mm	5030041589	5030041590	5030041591 5030041319

Finish: F1 anodised aluminium; further colours available on request.

# Product information and use of ECO fitting technology

## § 1 Product information and intended usage

1. The fitting systems made by ECO are assistive systems that can be used to help with opening and closing motions and/or locking processes for doors, glass doors and window elements.
2. The fixing elements supplied with these products must be used and installed according to the mounting instructions/specifications.

## § 2 Improper use of the products

Improper use of fitting systems for doors and windows (i.e. not using the product as intended) includes the following situations in particular:

- Installation or mounting of foreign objects and/or objects not intended for this purpose into the fitting system;
- Using auxiliary tools to operate the system;
- The fittings are used as a replacement for a missing wall buffer;
- Fittings are misused as a suspension device for heavy loads;
- Fittings are used long-term in combination with panic locks instead of only in emergencies, against the recommendation of the lock and fitting industry;
- Surface of the fitting systems damaged by the use of sharp or hard objects;
- The use of fasteners made by third-party manufacturers.

Sooner or later, these errors will cause damage, and the products will no longer have the characteristics defined by the manufacturer.

## § 3 Product performance

1. Product performance is only partially governed by standards. Many aspects of product performance have been developed based on years of experience and should be considered common knowledge in the construction hardware industry. Correspondingly, the contents of these standards and these empirical values should also be applied to fittings that are not expressly regulated.
2. Specifically, the following standards apply:
  - EN 1906: General benchmarks for door fittings and accessories;
  - DIN 18273: Special rules for fire and smoke control doors;
  - DIN 18257: Minimum security requirements for security fittings.
3. The fitting system must be replaced if, despite maintenance and servicing, it can no longer be ensured that it will function properly, and/or it may pose a risk of injury.
4. Furthermore, the products are continuously being improved, and manufacturing is subject to quality assurance. The right to make technical changes is reserved.

## § 4 Product maintenance

1. The user must ensure that the fitting systems and fixing elements are installed in a proper functional manner.
2. Depending on the material and where they are used, the products will face a certain degree of natural wear and tear. Consequently, all moving parts must undergo maintenance at least once per year; i.e. the proper fit, stability of the screw connections etc. must be checked on a regular basis. Only water, gentle cleaning agents and other cleaning agents that do not contain corrosive ingredients should be used for cleaning the fitting systems.
3. Manufacturing primarily uses the materials nylon, aluminium, stainless steel and brass. Please note that each of these different materials has different maintenance and servicing requirements.

## § 5 Duty to inform and instruct

1. The following documents are available to provide information and instruction:
  - Catalogues and brochures;
  - Tender documents;
  - Procurement information;
  - Bid documents;
  - Installation and operating instructions;
  - DIN standards.
2. In order to ensure that the fitting systems function properly:
  - Architects, planners and any other people involved in the process are required to request all the necessary product information from us and to comply with said information,
  - Specialised retailers are required to observe the product information and notes in the price lists and catalogues and, in particular, to request all required instructions from us and to pass them on to the processors,
  - The processors are required to obtain all product information and to comply with it, and, in particular, to request the operating and maintenance instructions from us and pass them on to the customers and users.

Overall, all parties involved must ensure that the fitting systems are properly assembled and installed and that each end user receives proper instructions and explanations.

# General information

## ECO Schulte recommends

For lever handle sets without a return spring, we recommend using locks that comply with DIN 18251 - class 3 or higher

In order to minimise the clearance between the lever handle set and the lock, we recommend locks that comply with DIN 18251 with a clamping nut.

When ECO handles are properly installed and used, the paint should withstand daily use. Excessive contact with hard or sharp objects (such as key rings, rings etc.) can scratch the surface. This does not impair functionality, however.

Our Compendium presents a compilation of all the products in our range. These are each subject to different supply classes. Special models are often configured to specific customer wishes and sometimes require longer lead-times and minimum order quantities. Your contact will be happy to advise you.

**ECO Schulte GmbH & Co. KG**

Iserlohner Landstraße 89

D-58706 Menden

Telephone +49 2373 9276 - 0

Telefax +49 2373 9276 - 40

[info@eco-schulte.de](mailto:info@eco-schulte.de)

[www.eco-schulte.de](http://www.eco-schulte.de)

Our compendium represents a compilation of all products from our range of services. These are subject to different delivery classes. Special variants included are often manufactured to customer specifications and sometimes require longer delivery times and minimum purchase quantities. Further advise can be given by your contact person.

## ■ SYSTEM TECHNOLOGY FOR THE DOOR

