

Direct installation slide rail ECO EFR BG III DIN R

ECO EFR BG III (opposite hinge side)

Slide rail with electromagnetic hold-open device and integrated smoke detector with contamination indicator
for all ECO Newton door closers

■ **Compatible for connection:**

DRM ORS 142, TDS 247

■ **Controlled via:**

Integrated smoke detector with power supply unit and automatic calibration to avoid false alarms. Connection 230 V AC, IP 10, protection rating I

■ **Area of application:**

-15 to +45 °C, relative humidity max. 95%

■ **Electromagnetic hold-open device:**

Adjustable holding force (DIBt recommendation, **DIN 18040** and **DIN EN 12217**: max. 80 N.)
Adjustable hold-open angle from 80° to 110°

■ **Delivery:**

without lever arm, this is part of the door closer

■ **Installation of the system:**

Only on the opposite hinge side.

■ **Slide rail:**

tested acc. to **EN 1155** and approved by DIBt.

Slide rail ECO EFR BG III

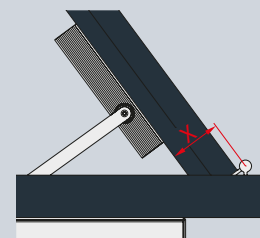
DIN L	Colour	Art. no.
ECO EFR BG III (Si)	Silver RAL 9006	5030052216
ECO EFR BG III (W)	White RAL 9016	5030052218
ECO EFR BG III (S)	Black RAL 9005	On request
ECO EFR BG III (ER M)	Matt stainless steel	5030052220

DIN R	Colour	Art. no.
ECO EFR BG III BG (Si)	Silver RAL 9006	5030052217
ECO EFR BG III (W)	White RAL 9016	5030052219
ECO EFR BG III (S)	Black RAL 9005	On request
ECO EFR BG III (ER M)	Matt stainless steel	5030052221

Note!
If required, the FSA can be released by overcoming the hold-open device (mechanical closing). The overpressure forces should not exceed 80 N, otherwise a manual release switch (HAT 02, see accessories) must be set.
The max. opening angle of the leaves must be limited by using suitable floor-mounted door stops. When used in schools, barracks and stadiums, as well as in areas prone to vandalism, we recommend the use of holding magnets.

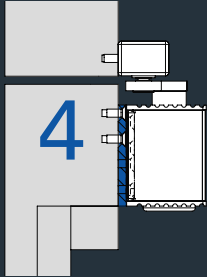
Please order the corresponding accessory for the different mounting versions

The max. opening or hold-open angle is 110°.
X = max. 95 mm



ECO mounting versions – opposite hinge side

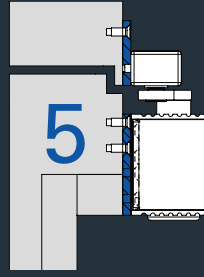
Direct installation



Direct installation is the standard mounting type for ECO. The slide rail is mounted directly on the frame. The ECO fixing holes must be prepared for this purpose.

A paper drilling template is included in all packaging. In addition, a metal drilling template or corresponding drilling dimensions are also available as a PDF or DXF file (www.eco-schulte.de).

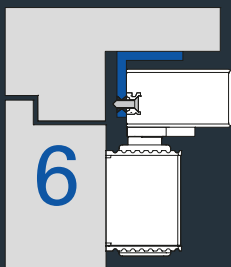
Installation with adaption profile (ADP 40)



The adaption profile (ADP 40) is used if the frame construction does not allow stable fixing of the slide rail, e.g. for frames of profile doors. The adaption profile is fixed above the slide rail in the frame profile chamber. The slide rail can now be mounted stably on this ADP. It can be ordered separately as an accessory.

The drilling dimensions for the adaption profile are included on the enclosed paper drilling template. In addition, a metal drilling template or corresponding drilling dimensions are also available as a PDF or DXF file (www.eco-schulte.de).

Installation with transom bracket



The transom bracket (SFW) is used for installation on the opposite hinge side if the slide rail has to be installed under the frame for space reasons (wide door lintel).

The SFW is screwed to the frame from below and the slide rail is then attached to the SFW.

The drilling dimensions for the SFW are included in the mounting instructions or are available as drilling dimensions in a PDF or DXF file (www.eco-schulte.de). The transom bracket can be ordered separately as an accessory.

ECO Schulte GmbH & Co. KG

Iserlohner Landstraße 89

D-58706 Menden

Telephone +49 2373 9276 - 0

Telefax +49 2373 9276 - 40

info@eco-schulte.de

www.eco-schulte.de

Our compendium represents a compilation of all products from our range of services. These are subject to different delivery classes. Special variants included are often manufactured to customer specifications and sometimes require longer delivery times and minimum purchase quantities. Further advise can be given by your contact person.

■ SYSTEM TECHNOLOGY FOR THE DOOR

