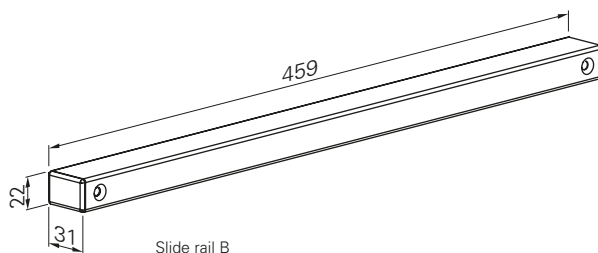


Direct installation slide rail B



Slide rail B

### Slide rail Basis (GS B)

For direct screw attachment.

Use in fire prevention. Slide rail is tested acc. to **EN 1154**.

Slide rail B	Colour	Art. no.
GS B (Si)	Silver RAL 9006	5030040882
GS B (W)	White RAL 9016	5030053984
GS B (S)	Black RAL 9005	5030034349

Delivery without lever arm, this is part of the door closer

### Slide rail Basis with hold-open device (GS B-FKL)

Hold-open area approx. 70° up to 150°. For direct screw attachment.

This version can also be subsequently configured from the slide rail Basis and the FKL accessory set.

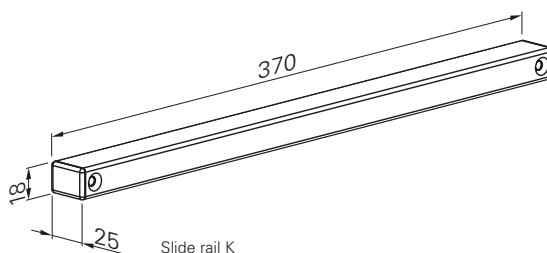
**Not** permitted for use in fire protection. When ordering, please specify the DIN direction.

Slide rail B-FKL	Colour	Art. no.
GS B (Si)	Silver RAL 9006	5030013183
GS B (W)	White RAL 9016	5030034770
GS B (S)	Black RAL 9005	On request

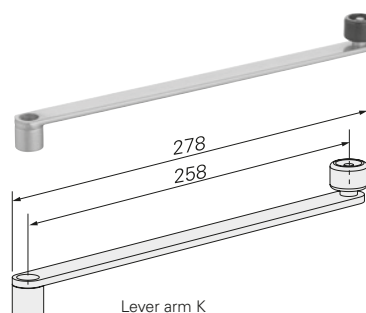
Delivery without lever arm, this is part of the door closer

### Slide rail K with lever arm

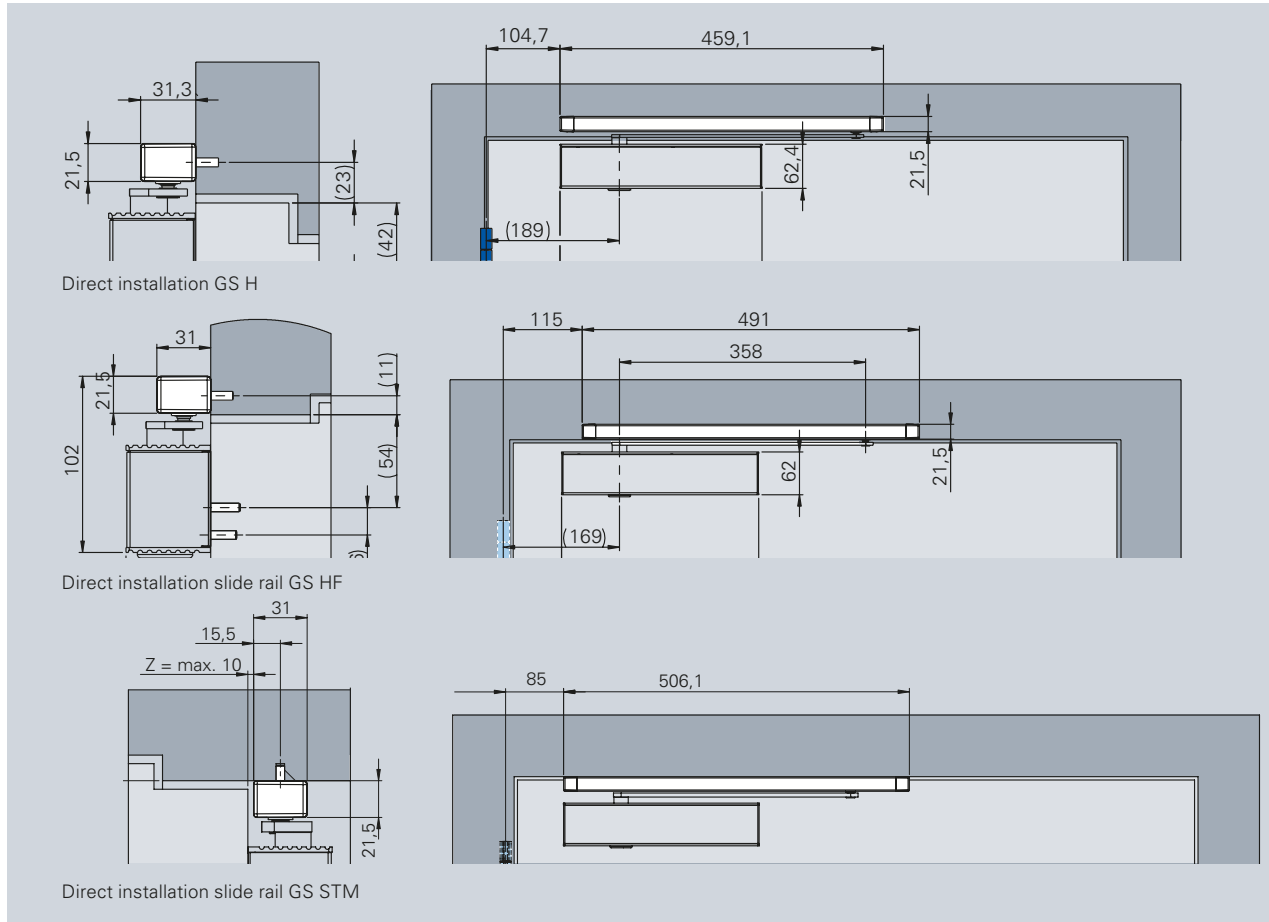
Slide rail K with lever arm	Colour	Art. no.
GS K with lever arm	Silver RAL 9006	5030013185



Slide rail K



Lever arm K



### Slide rail (GS H)

Optimised, height-adjustable lever arm.

Slide rail H	Colour	Art. no.
GS-H (Si)	RAL 9006	5030068127
GS-H (W)	RAL 9016	5030068128
GS-H (S)	RAL 9005	5030068129

Delivery without lever arm, this is part of the door closer

### Slide rail (GS HF)

Extended slide rail for installation on BG (X dimension 95-120mm).

Slide rail HF	Colour	Art. no.
GS-H (Si)	RAL 9006	5030064772
GS-HF (W)	RAL 9016	5030065753
GS-H (S)	RAL 9005	5030065754

Delivered without lever arm, the matching extended lever arm 4x380mm must be ordered separately.

### Slide rail (GS STM)

For direct installation in the frame without transom bracket.

Slide rail STM	Colour	Art. no.
GS-STM (Si)	RAL 9006	5030064512
GS-STM (W)	RAL 9016	5030065800
GS-STM (S)	RAL 9005	5030065801

Delivery without lever arm, this is part of the door closer

**ECO Schulte GmbH & Co. KG**

Iserlohner Landstraße 89

D-58706 Menden

Telephone +49 2373 9276 - 0

Telefax +49 2373 9276 - 40

[info@eco-schulte.de](mailto:info@eco-schulte.de)

[www.eco-schulte.de](http://www.eco-schulte.de)

Our compendium represents a compilation of all products from our range of services. These are subject to different delivery classes. Special variants included are often manufactured to customer specifications and sometimes require longer delivery times and minimum purchase quantities. Further advise can be given by your contact person.

## ■ SYSTEM TECHNOLOGY FOR THE DOOR

