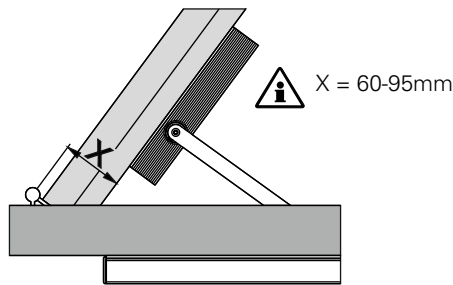
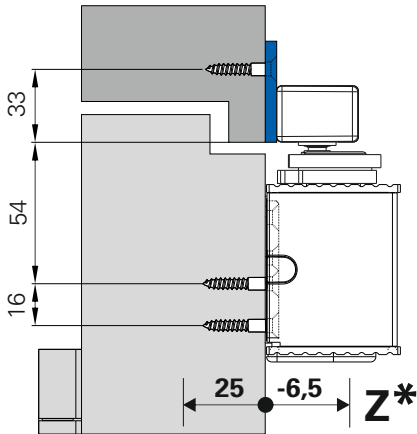


Montageanleitung / Assembly instruction / Notice de montage

Adaptionsprofil ADP 40 GS-HF
 adaptor plate ADP 40 GS-HF
 profil d'adaption ADP 40 GS-HF

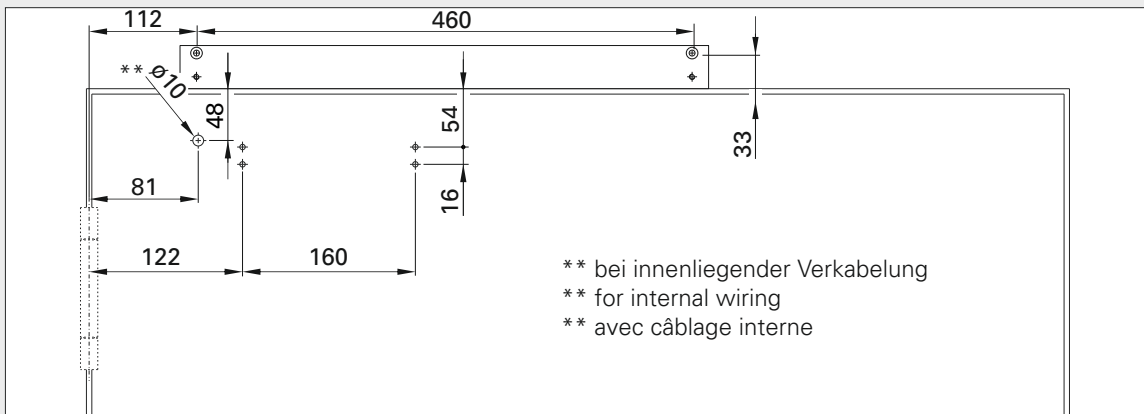
(DIN rechts / DIN links spiegelbildlich)
 (DIN right / DIN left mirror image)
 (DIN droite / DIN gauche inverser l'illustration)

1



* max. Öffnungswinkel (in Grad) über X und Z
 max. opening angle (in degrees) over X and Z
 Angle d'ouverture max. (en degrés) sur X et Z

X \ Z	-6,5	-5	0	5	10	15	20	25
60	134	134	132	130	128	127	125	123
65	131	131	129	127	125	124	122	120
70	129	128	126	124	122	121	119	117
75	126	125	123	121	120	118	116	114
80	123	122	121	119	117	115	113	111
85	120	120	118	116	114	112	110	108
90	118	117	115	113	111	109	107	105
95	115	114	113	111	109	107	105	103



2

